

Your Wi-Fi Security




Checklist

Stay connected, keep safe








Device Security



-  Reputable anti virus software installed
-  Latest version installed
-  Consider installing a VPN (Virtual Private Network)



Secure Online Transactions



-  `https://` at the start of address
- OR
-   Airbnb, Inc a padlock symbol in address bar
- OR
-   Airbnb, Inc a key symbol in address bar


Stronger Passwords



-  Stronger password (longer passwords are stronger)
-  Consider installing a password manager

Public Wi-Fi



-  Only use hotspots by trusted people or organisations

Your Wi-Fi Security



Checklist

Stay connected, keep safe



Wi-Fi Router



Disable remote access check your router's device settings to make sure remote access is disabled. This might also be called remote administration or remote management



Strong encryption enabled check your router's device settings to enable the strongest encryption protocol, currently WPA2



Change default administrator password



Router firmware updated you can check this on some router models by pressing a button, on others, you will need to log in and check the router's device settings

Wi-Fi Password



Password - Strong



Only provide Wi-Fi password to guests at check in



Change password frequently (monthly) if you have regular guests



Longer password = Stronger password



Don't place your Wi-Fi password on your public Airbnb listing